

FMT-102A, FMT-202MS, FMT-202DA

27MHz 2-Channel Remote Control Transmitter with Options

FMT-102A

This 2-channel remote control transmitter is used for remote control applications where code switch number 10 is used to address the two channels i.e. Channel 1 is code switch 10 ON and Channel 2 is code switch 10 OFF. This transmitter is used when the receiver has a 10-way code switch and code switch 11 and 12 are hard wired on the printed circuit board. This hard wiring of track results in four possible combinations, which is known as Group 1, 2, 3 and 4.

This is explained below.

Group	Code Switch		PCB Tracks	Applications	Marking
	11	12			
			on - or +		
1	on	on	Both tracks on -	Garage Doors	White Dot
2	off	on	11 on + and 12 on -		Yellow Dot
3	on	off	11 on - and 12 on +	Alarm Systems	Red Dot
4	off	off	Both tracks on +	Reserved	Reserved



When ordering an FMT-102A transmitter you must specify which group you want

FMT-202MS

2-channel remote control transmitter with Master/Slave (Dual Access). It is labeled with “M10” at the back of the transmitter

FMT-202DA

This 2-channel remote control transmitter is used for remote control applications where channel 1 is for a main entry and channel 2 is for a private entry (Dual Access). When channel 1 (Main Entry) is pressed, code switch 1 to 4 is transmitted as is on the code switch and 5 to 12 is transmitted as OFF regardless to the code switch settings. When channel 2 (Private) is pressed, code switch 1 to 12 is transmitted as is on the code switch. This enables the user to have channel 1 (Main Entry) as a common code and up to 256 different, channel 2 codes. An application would be a large home unit where there is a Main Entry (Channel 1) and up to 256 private garages (Channel 2) within the home unit.



Operating Distance

Range (m)	Receiver Antenna	Receiver Type
40	250mm wire	FMR-... series
Upto 200	ANT27M	FMR-... series



(Range tests were done in an open area test site with line-of-sight operation and no interference. The receiver antenna wire was fixed vertically, away from any metal objects.)

Products in Range



FMT-102ANL, FMT-202MSNL, FMT-202DANL

Accessories

		
6F22 9V Battery (Carbon)	6LR44 9V Battery (Alkaline)	LP Stylish Leather Pouch

Supply Voltage	9V Battery
Battery Life	Carbon: 1 year shelf life; Alkaline: 2 years shelf life
Supply Voltage	6-16 VDC (for constant RF-output)
Current Consumption	40mA (typical) at 8VDC supply during transmission
Operating Frequency	27.145MHz (Other freq. available: 27.045, 27.195 & 27.455MHz. NB. 27.455 freq. is not available for Australia)
Carrier Freq. Tolerance	Crystal controlled 30 parts per million (0-50 ° C)
Radiated Field Strength	70dB uV/m at 3m (±3dB) or 3uW
Antenna	Built-in 50mm proprietary DILEC rod
Type of Emission	Narrow-bandwidth Frequency Modulation (5K00F1D)
Bits per second	926bps
Spurious Transmission	Complies with FCC 15.227 (USA), MPT 1346 pt 4.5 (UK) and ETS 300220 (Europe)
Necessary Bandwidth	±5.0kHz
Digital Coding System	Onboard 12-way coding switch (4096 codes) (FMT-302 & FMT-304: 10-way)
Dimension	96 x 55 x 20 mm
Weight	70g (excluding battery)
Useable Operating Range	200m (varies upon receiver antenna & location)
Compatible Receivers	All Elsema type FMR series

Customised front labels can be made by:**Entech Electronics Pty Ltd**

37 Belford Avenue, Devon Park,
South Australia 5008, Australia

Phone: (61) 8 8245 6789

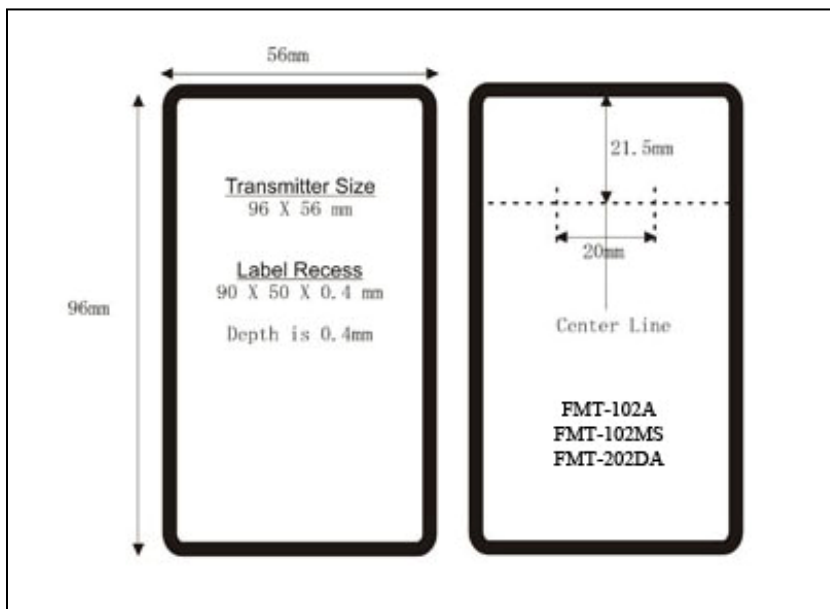
Fax: (61) 8 8245 6788

Email: sales@ecg.entechgroup.net

G&M Screen Printing

Phone: (61) 2 9676 4560

Fax: (61) 2 9676 4561

*Please note:*

- Label size should be 0.5mm less than the above recess ie. 89.50 x 49.50 mm
- Rounding in the corners is 4.3mm (11/64) diameter
- On the 4-channel transmitter, channel 1 is at the extreme left followed by channel-2, etc.
- Recommended label material: Polyester Autotex F200

Manufactured by

Elsema Pty Ltd
3/10 Hume Rd, Smithfield
NSW 2164
Ph: 02 9609 4668
Fax: 02 9725 2663
Website: <http://www.elsema.com>

Distributed by